

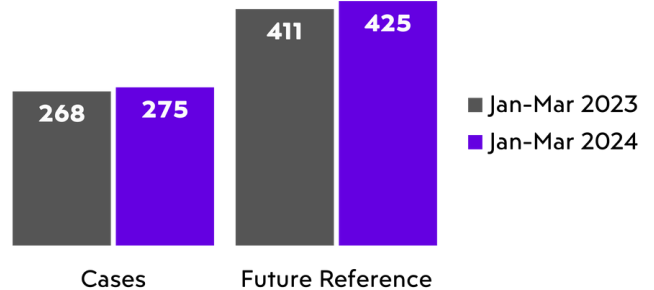
Domestic Violence : January to March 2024

Domestic Violence Reports **increased**, Jan-Mar 2023 vs. 2024

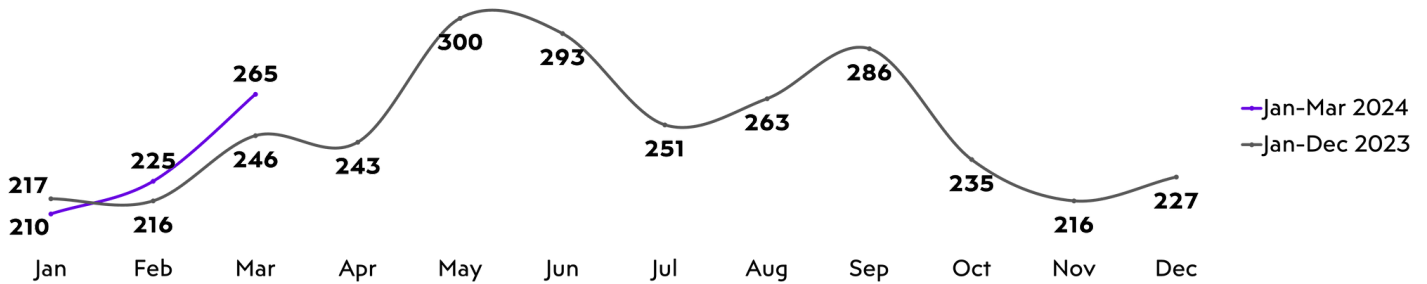
3.1%

During January to March 2024, Domestic Violence reports increased by 3.1% in comparison to the same period in 2023. This represents a total of 21 more reports.

Domestic Violence reports, Jan-Mar 2023 vs. 2024

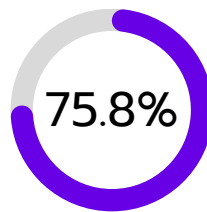
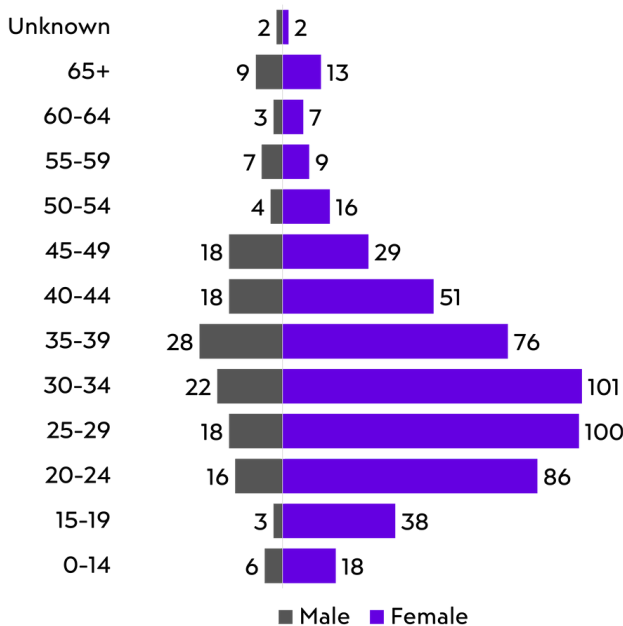


Domestic Violence Reports, Jan-Mar 2023 vs. 2024

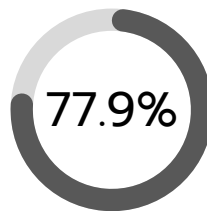


Domestic Violence reports reflected a decrease in early 2024 relative to 2023. However, Domestic Violence reports increased in February and March 2024 relative to the same period in 2023. This represents an increase of 4.2% and 7.7%, respectively.

Age Group and Sex of Domestic Violence Complainants, Jan-Mar 2024



Majority of the Domestic Violence female complainants were between the ages of 20-44 years. This accounted for 75.8% of the female complainants.



Meanwhile, most of the male complainants of Domestic Violence were between the ages of 20 to 49 years. This accounted for 77.9% of the male complainants.



8 in 10 Domestic Violence reports were filed by females.

Domestic Violence Cases, Jan-Mar 2024



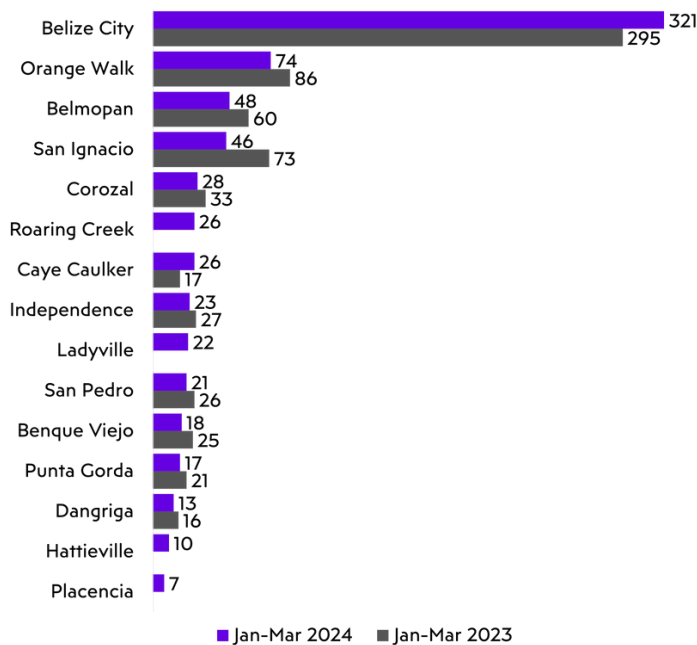
CASES RESULTING IN COURT ACTION



CASES UNDER INVESTIGATION

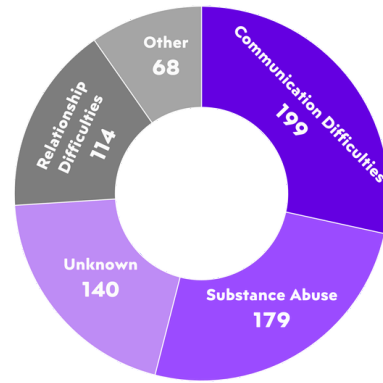
74.5% of the cases resulted in court action where only 25.5% of the Domestic Violence cases remain under investigation.

Domestic Violence by Formation, Jan-Mar 2023 vs. 2024



During the first quarter of 2024, most of the formations decreased in domestic violence reports. However, Belize City, Roaring Creek, Caye Caulker, Ladyville, Hattieville, and Placencia registered an increase of 26, 26, 9, 22, 10, and 7 reports, respectively.

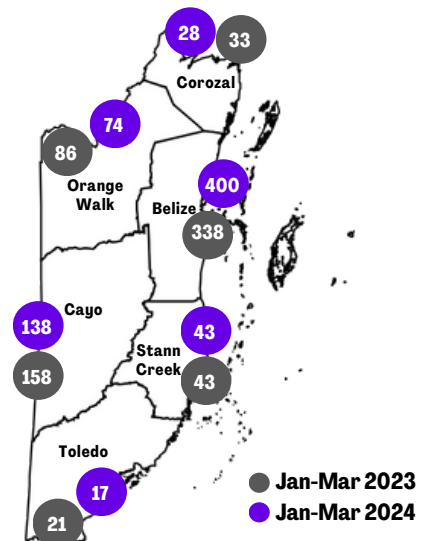
Domestic Violence Reports by Factors, Jan-Mar 2024



Communication Difficulties and Substance Abuse accounted for most of the Domestic Violence reports filed during January to March 2024 with 199 and 179 reports, respectively.

96.6% of the substance abuse reports were due excessive consumption of alcohol.

Domestic Violence by District, Jan-Mar 2023 vs. 2024



Domestic Violence reports decreased in most of the districts. However, there was an increase in the Belize District by 18.3%. The Belize and the Cayo Districts remain with the highest number of domestic violence reports with 400 and 138, respectively.

If you would like to learn more about the BCO or get more information contact us at:



Data Source: Belize Police Department (BPD) through the Joint Intelligence Coordinating Center.