

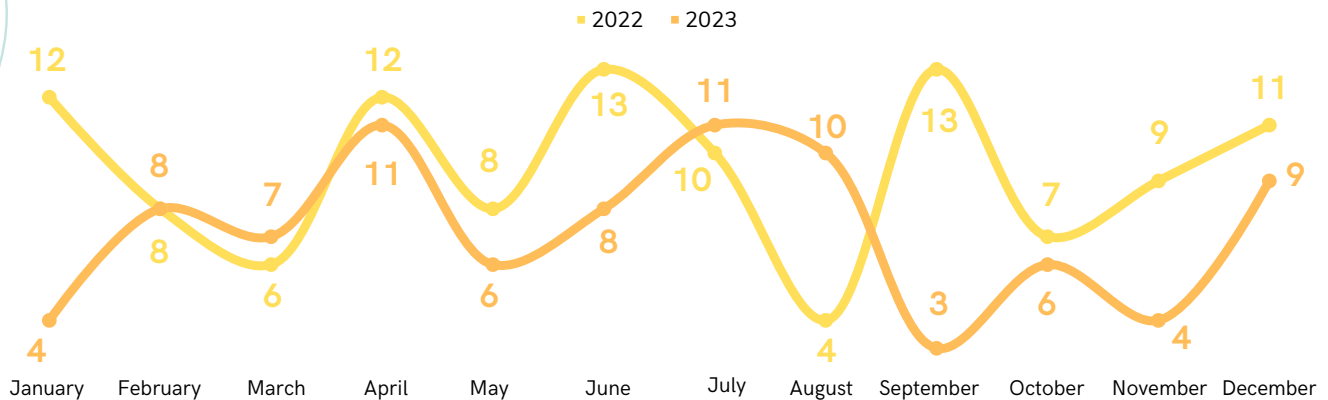
# Analysis of the State of Homicide: Murder January to December 2023

## HIGHLIGHTS:



## EVIDENCE:

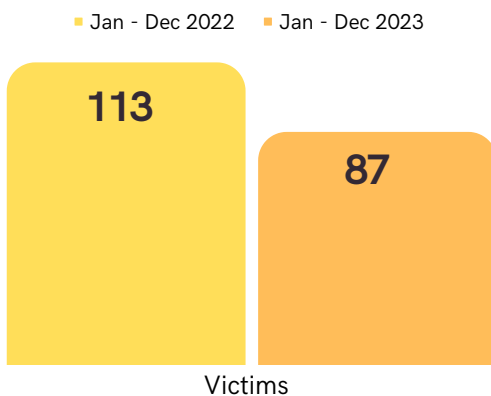
TOTAL NUMBER OF MURDERS, BY MONTH, JANUARY-DECEMBER 2022 VS. 2023



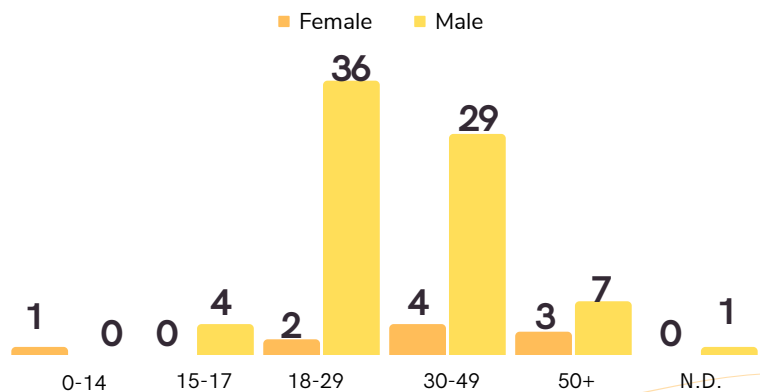
Approximately 7 murders per month occurred during this time period.

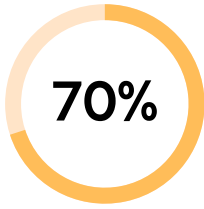
The months with the greatest number of murder victims in 2023 were April and July, with 11 victims each.

TOTAL VICTIMS OF MURDER, JANUARY - DECEMBER 2022 VS. 2023

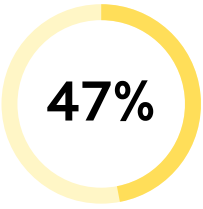


AGE GROUP AND SEX OF VICTIMS OF MURDER, JANUARY-DECEMBER 2023





Majority of the Female Victims of Murder were over 30 years of age.



For males, the age group with the largest percentage of murder victims was 18 to 29 years.

**WEAPON TYPES USED IN MURDER CRIMES, JANUARY - DECEMBER 2022**

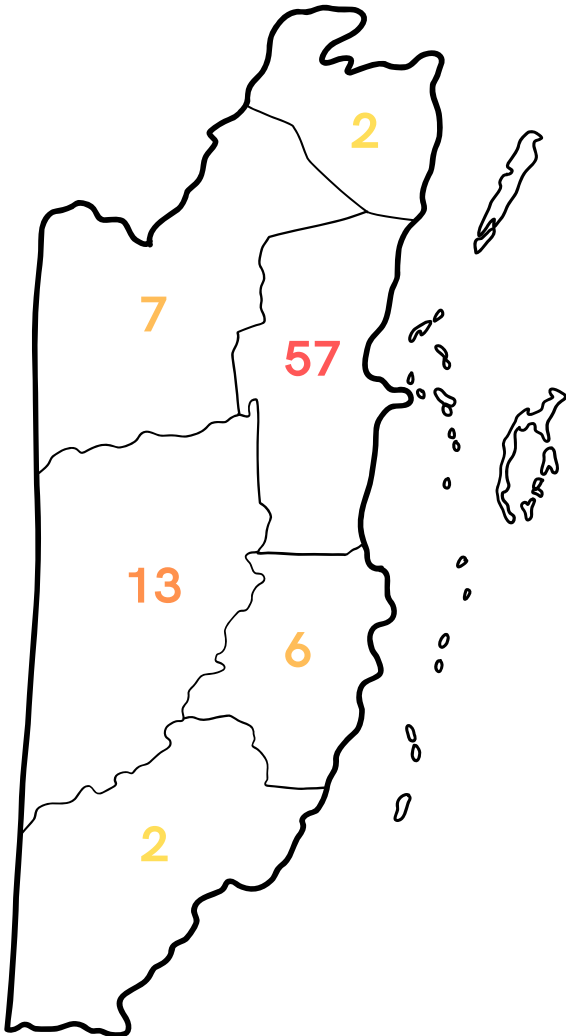


**WEAPON TYPES USED IN MURDER CRIMES, JANUARY - DECEMBER 2023**



Firearms were used in 77% of all murders (67 out of 87 cases). This is a decrease for the same period in 2022 (-3.5 percentage points). The remainder were committed with sharp weapons, blunt objects and hands.

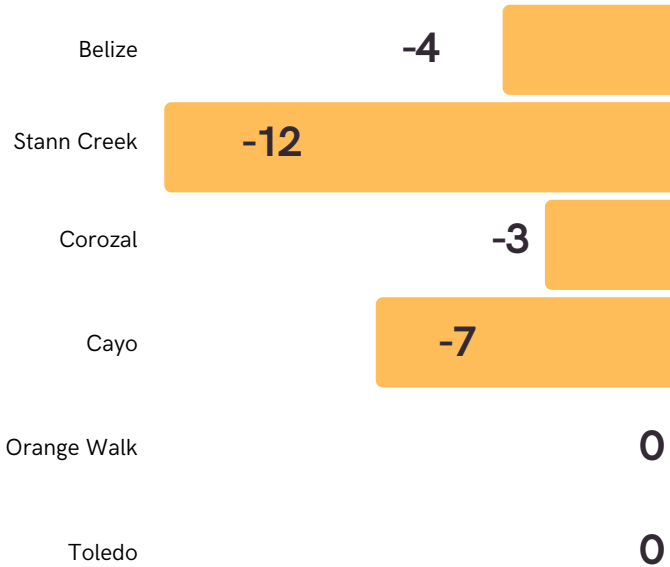
**MURDERS BY DISTRICT, JANUARY - DECEMBER 2023**



The Belize District and the Cayo District remain with the highest number of victims of murder with 57 and 13, respectively.

In five out of the six districts, there was a fall in the total number of victims of murder as compared to the same period in 2022: Belize, Cayo, Corozal, and Stann Creek; while the Orange Walk and Toledo districts reported no change.

**CHANGE IN TOTAL MURDER VICTIM COUNT**



Data source: Source: Prepared by Belize Crime Observatory with official crime data from the Belize Police Department (BPD) through the Joint Intelligence Coordinating Center.