



infoSEGURA



## Citizen Security Analysis 2023

# Belize

### 2023 Situational Analysis on Crime and Violence in Belize

- Major Crimes
- Murders
- Suicides
- Road Traffic Fatalities
- Sexual Violence
- Domestic Violence
- Property Crimes

*Data Sources: Belize Police Department through the Joint Intelligence Coordinating Center and Belize National Forensic Science Service*

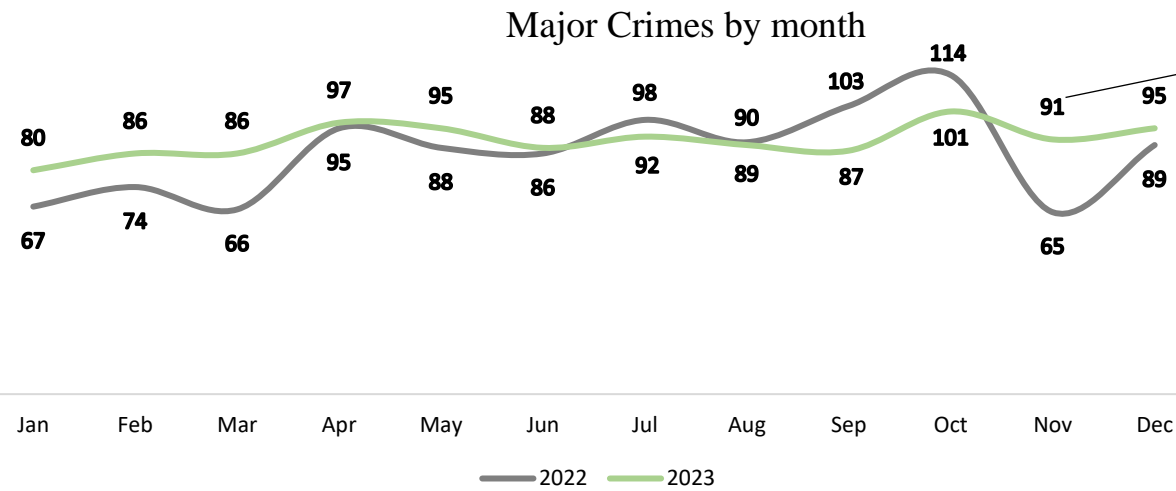
### Main Findings

- Belize recorded an overall increase in major crimes during 2023. According to official data provided by the Belize Police Department, the total number of major crimes recorded in 2022 was 1035, compared to 1,087 in 2023. This represents an increase of 5%.
- Belize's murder rate in 2023 was 19.7 murders per 100,000 inhabitants reflecting a historic decline over the past decade.
- A total of 87 murder victims were recorded during 2023, representing a decrease of 23% (26 fewer victims). The most notable increase was seen in August 2023, with 233.3% (7 more murder victims) compared to the same period in 2022.
- A majority of the murder victims recorded were from urban areas (a total of 57 murder victims), which accounted for 65.5% of the murder victims in 2023. The largest urban locations, Belize and Cayo Districts, continued to be areas of greatest concern due to a higher concentration of urban areas in both districts.
- In 2023, there were 42 suicides recorded. This represents an increase of 13.5% (5 more suicides) compared to the previous year.
- The Cayo District recorded the highest fatal road traffic accidents (23) in 2023, followed by the Belize District with 17 fatal road traffic accidents. The Toledo District (6) recorded the least fatal road traffic accidents for the year 2023.
- Reported rape cases increased by 42% during 2023 to a total of 34 cases (10 more cases) in comparison to 2022, while unlawful sexual intercourse decreased by 10 cases in 2023.
- A total of 2,993 domestic violence reports were recorded in 2023, representing an increase of 4% (increased by 137 reports) relative to 2022. During 2023, 8 in 10 domestic violence reports were filed by females.
- In 2023, 917 property crimes were recorded in the major crimes category. This represents an overall increase of 9.4% from 838 incidents recorded during the same period in 2022.

## Major Crimes

There are 6 major crimes recorded by the Belize Police Department.

- Homicide 1. Murder
- Sexual Violence 2. Rape  
3. Unlawful Sexual Intercourse
- Property Crimes 4. Robbery  
5. Burglary  
6. Theft

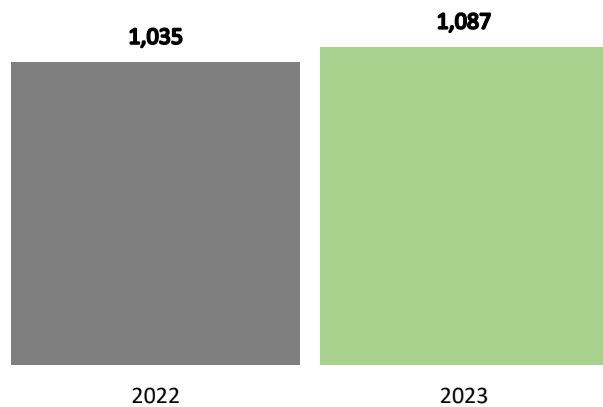


**Burglary**  
52

During November, burglary accounted for 57.1% of the major crimes.

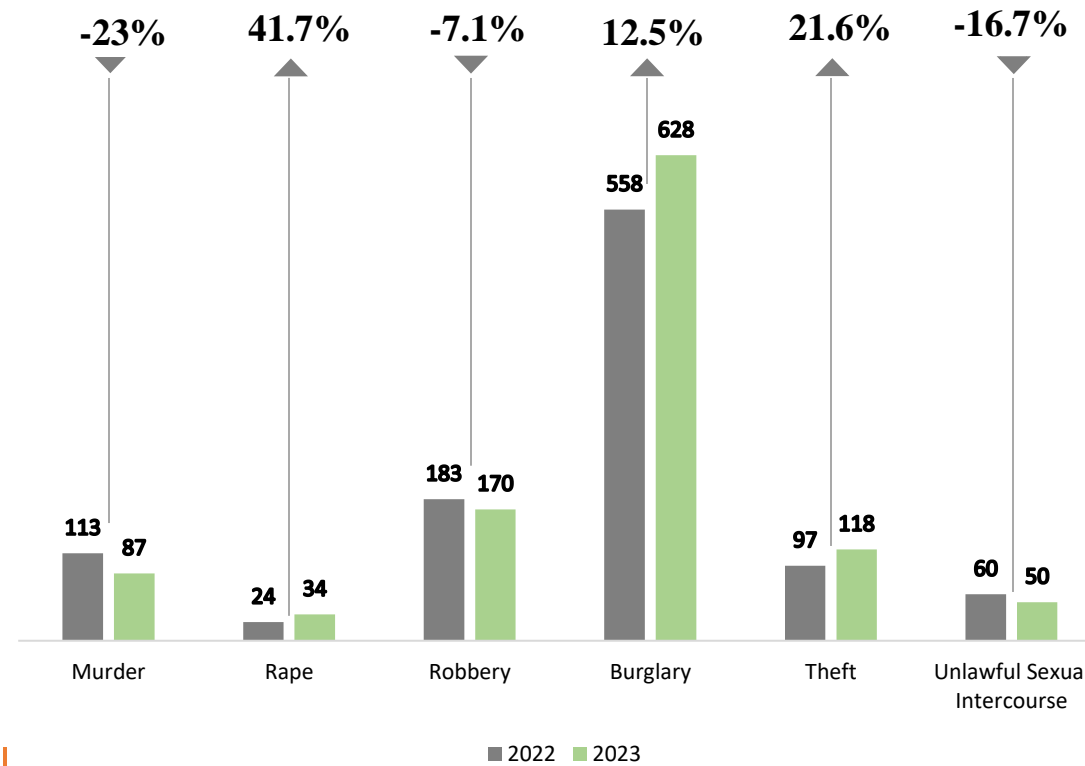
The greatest increase in major crimes for the period January to December 2023 was recorded in November, with an increase of 40% (increased by 26 cases). This accounted for 91 crimes recorded in November. July, August, September, and October recorded a decrease (6, 1, 16, and 13 cases, respectively) compared to the same period in 2022.

### Major Crimes by year



The total major crimes from January to December 2023 account for 1,087 records. There was an increase of 5% in crimes recorded compared to 2022. (increased by 52 cases)

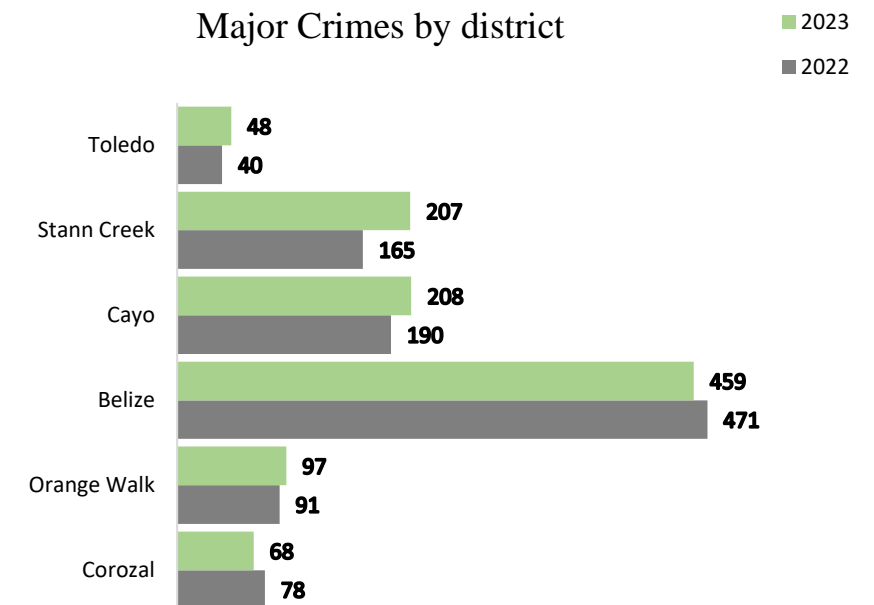
### Major Crimes by category



During 2023, there was a decline of 23% in murders (26 fewer cases), which accounted for the largest decrease for the year, while rape resulted in an increase of 41.7% (10 more cases).

Meanwhile, burglary accounted for 57.8% (628) of the major crimes recorded

### Major Crimes by district

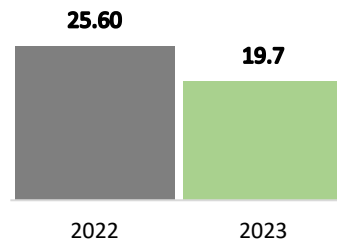


The Belize District is known to have higher mobility and a larger population density compared to the other districts. It accounted for 42.2% (459 cases) of the major crimes recorded in 2023, with a 2.5% decrease compared to 2022.

Stann Creek showed the highest increase of 25.5% (increased by 42 cases) in major crimes recorded compared to 2022.

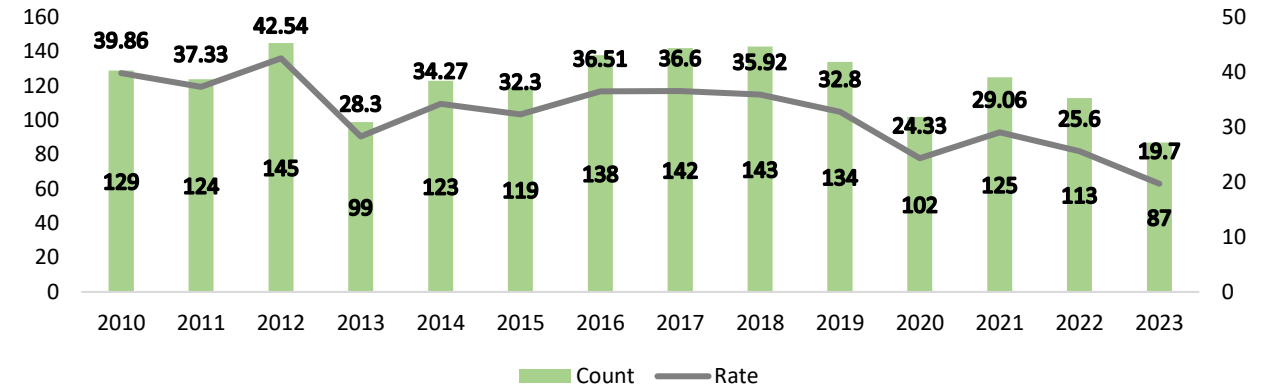
## Murders

Murder Rate see historic decline in 2023.



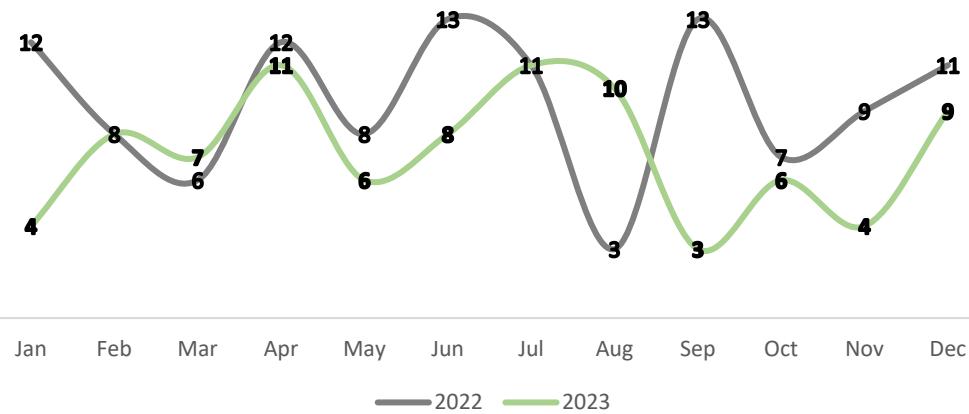
In 2023, the murder rate was 19.7 murders per 100,000 inhabitants.

This accounted for 87 murder victims reflecting a decline of 26 murder victims in 2023 compared to 2021.

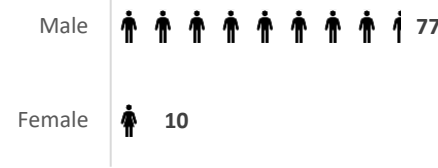


Note: The 2023 murder rate was calculated using 2022 mid-year population estimates

### Total Murder Victims by month

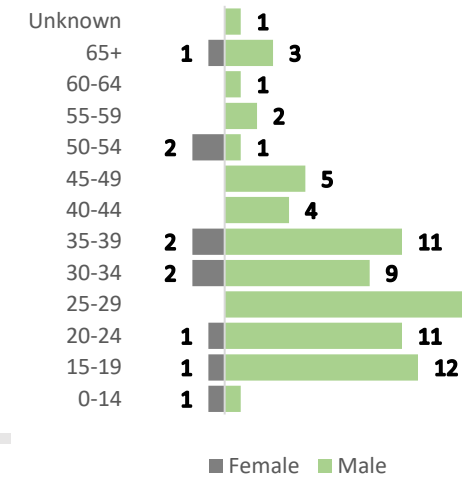


### Proportion of Murder Victims by sex, 2023



9 in 10 murder victims were males.

### Total Murder Victims by age, 2023

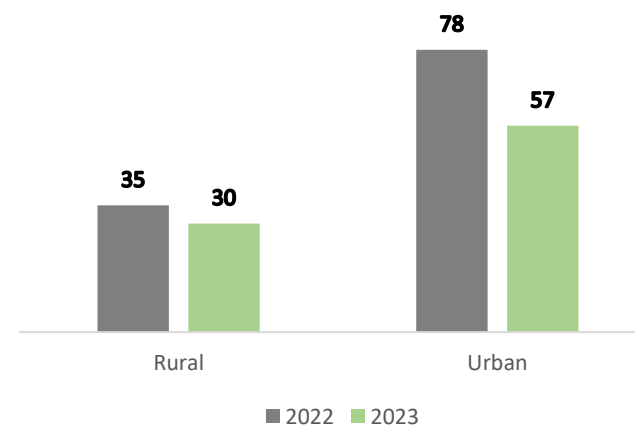


In 2023, the highest number of murder victims was recorded for individuals between the ages of 25 and 29 years.

Relative to the previous year, in August 2023, the murder victims increased by 233.3% (7 more murder victims) but immediately experienced a decrease in September (10 fewer murder victims).

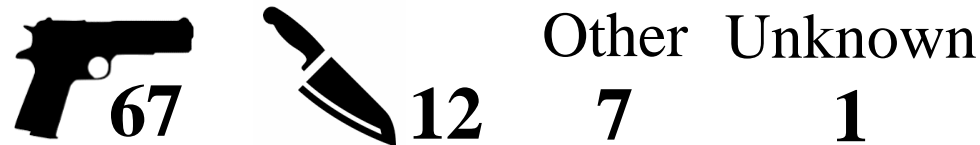
The greatest number of murder victims reported were in April and July, with 11 murders each.

### Total Murder Victims by geographical area



The majority of murders recorded were in urban areas. This accounted for 65.5% of the murder victims in 2023 (a total of 57 murder victims).

### Murder Weapons used, 2023

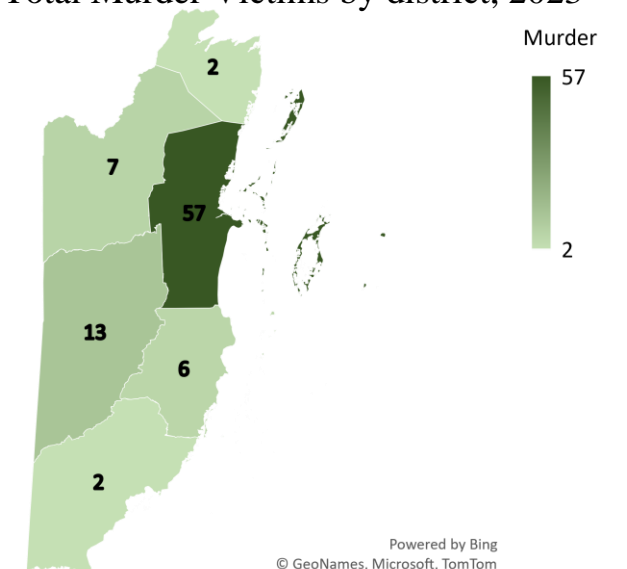


In Belize, about 8 in 10 murders were committed with a firearm.

About 1 in 10 murders were committed using a sharp object.

Other includes blunt objects and hands.

### Total Murder Victims by district, 2023

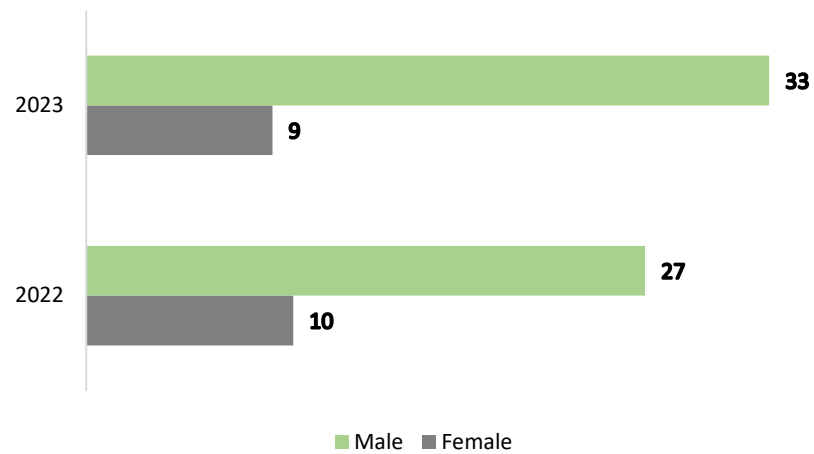


In 2023, the Belize District accounted for 57 (65.5%) of the murder victims. The majority of murders were committed in the urban areas of the district.

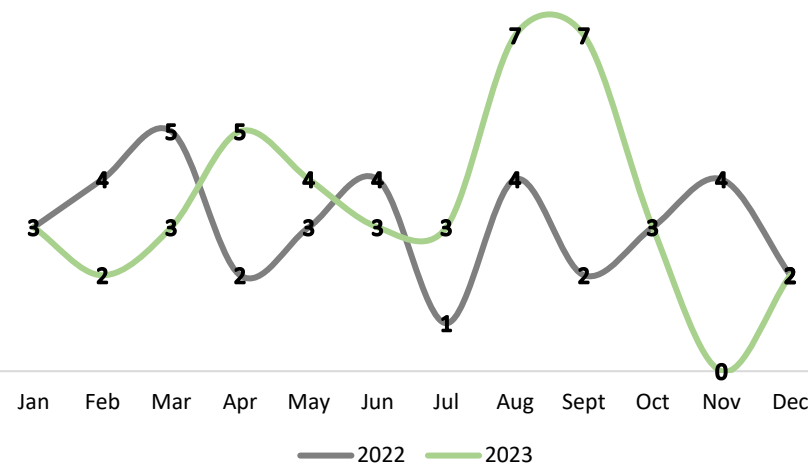
## Suicides

In 2023, there were 42 suicides recorded. This represents an increase of 13.5% (an increase of 5 suicides) compared to the previous year.

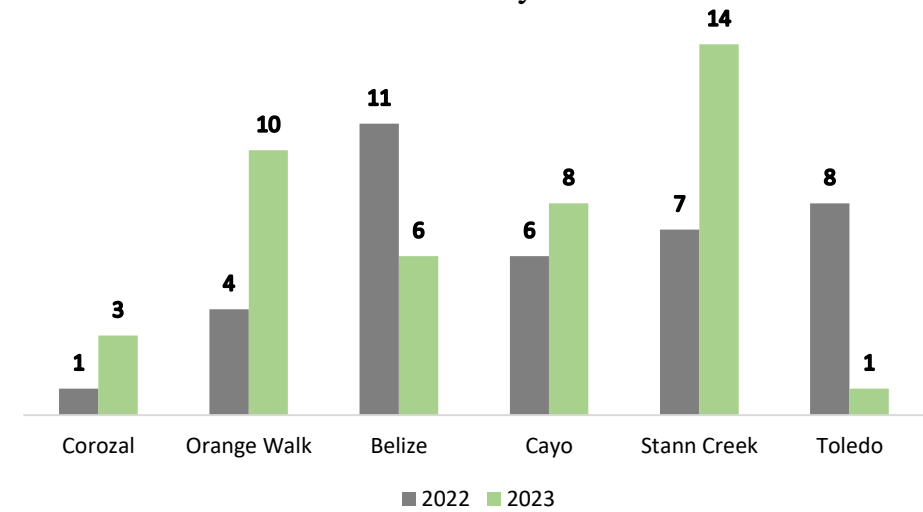
Males accounted for 78.6% of the suicides committed, representing an increase of 22.2% compared to 2022.



### Suicides by month



### Suicides by district



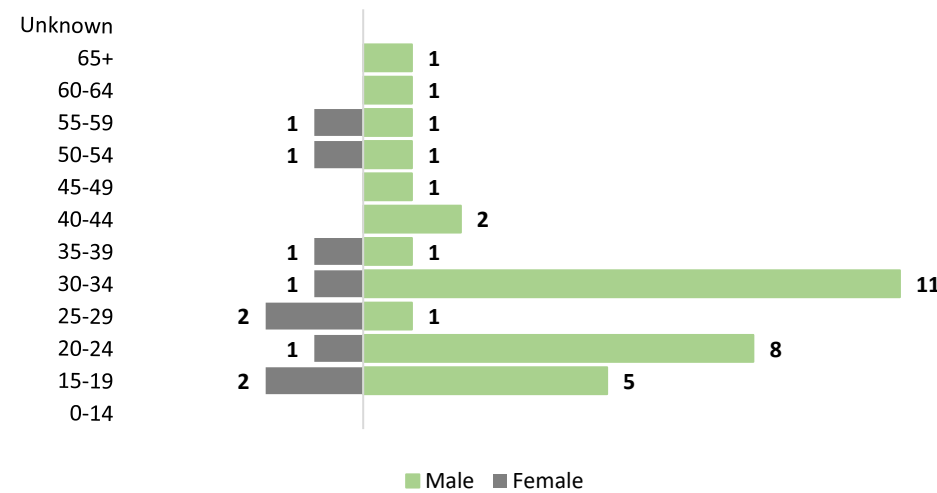
In February, June, and November 2023, there was a decrease of 2, 1, and 4 suicide incidents, respectively, in comparison to the previous year.

Meanwhile, in September 2023, there was an increase of approximately 3 times more suicides than in September 2022.

Belize District accounted for 6 suicides. This represents a decrease of 45.5% compared to 2022.

In contrast, the Orange Walk and Stann Creek Districts represented an increase of 150% and 100%, respectively (6 and 7 more suicides).

### Suicides by age and sex, 2023



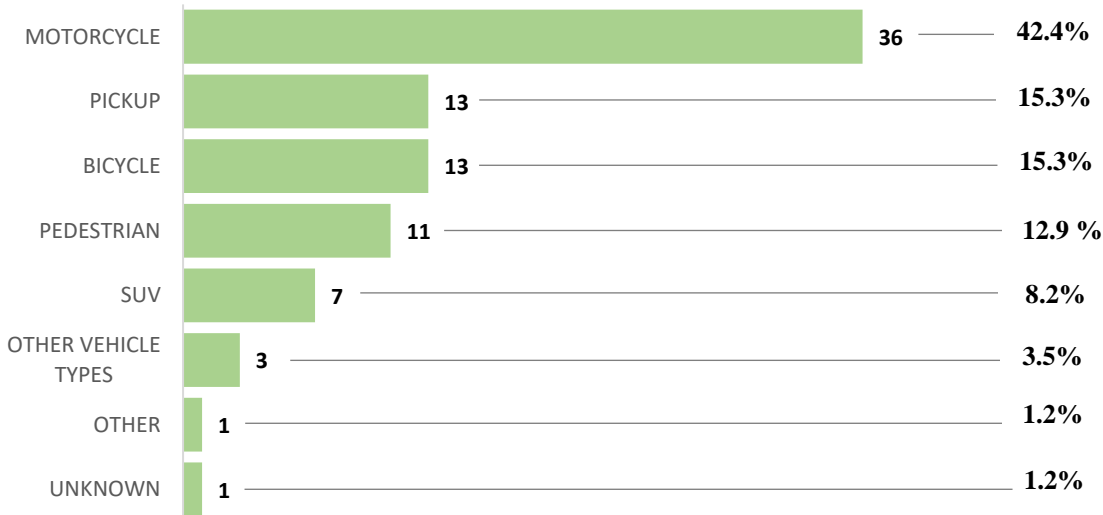
The largest number of males who committed suicide (75.8%) were between the ages of 15 and 34 years. Meanwhile, for females, the largest number were between the ages of 15 and 29 years (55.6% of the females).

## Road Traffic Fatalities

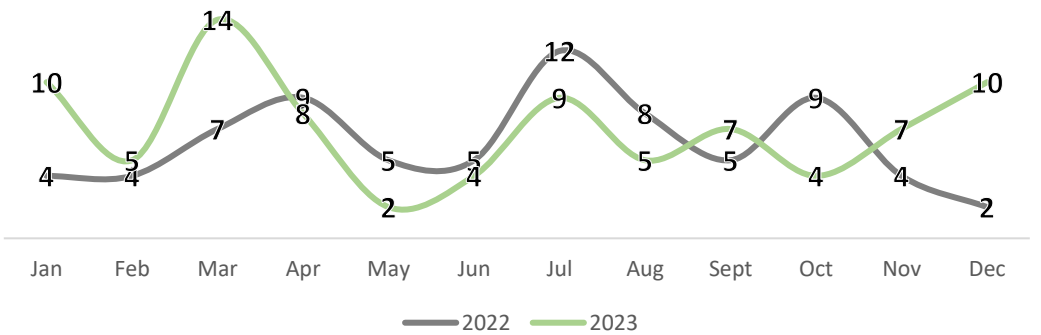
Fatal Road Traffic Accidents by mode of transportation, 2023

The vehicle type that recorded the highest count of fatal road traffic accidents were motorcycles.

Motorcycles accounted for 42.4% of fatal road traffic accidents (a total of 36 fatal road traffic accidents).



Fatal Road Traffic accidents by month

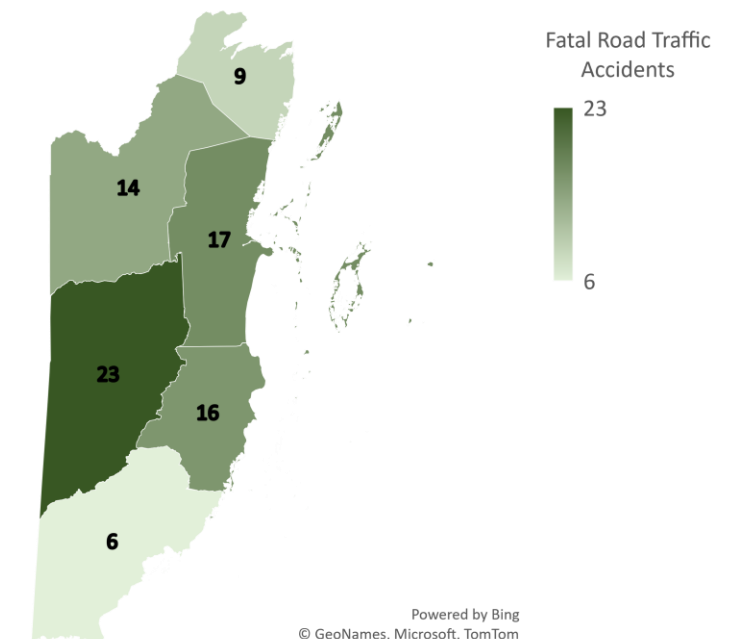


In 2023, there were 85 fatal road traffic accidents. January, March, and December recorded the highest number of fatal road traffic accidents with 10, 14, and 10, respectively. May recorded the least number of fatal road traffic accidents, with 2.

Fatal Road Traffic Accidents by district, 2023

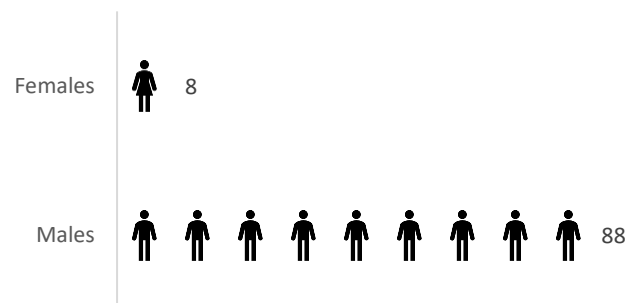
The Cayo District recorded the highest fatal road traffic accidents (23) in 2023, followed by the Belize District with 17 fatal road traffic accidents. The Toledo District (6) recorded the least fatal road traffic accidents for the year 2023.

Considering the Cayo and the Belize District are the centres of the country's industrial market, both experience high mobility.

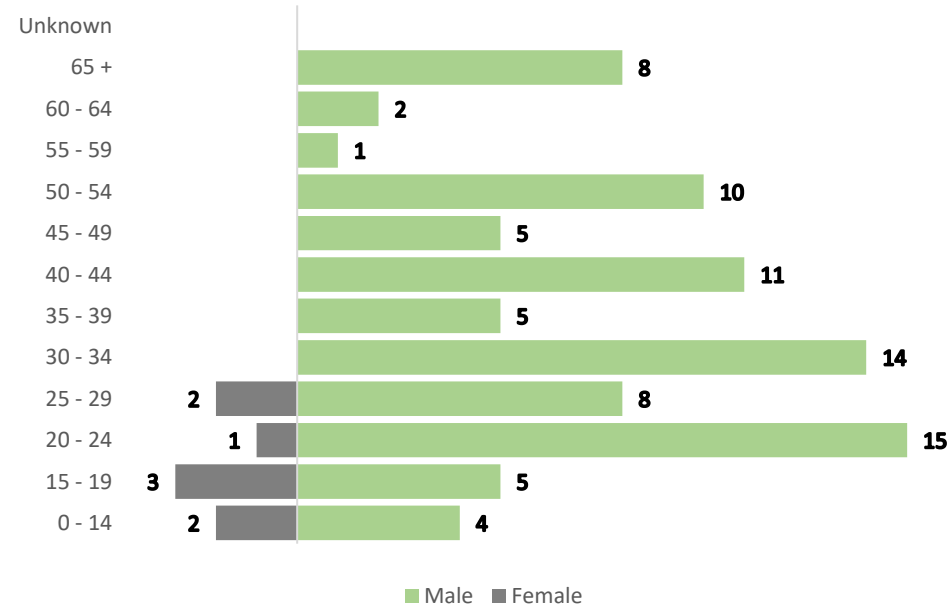


Proportion of victims of Road Traffic Fatalities by sex, 2023

In 2022, 9 in 10 victims of road traffic fatalities were males.



Road Traffic Fatalities by age and sex, 2023

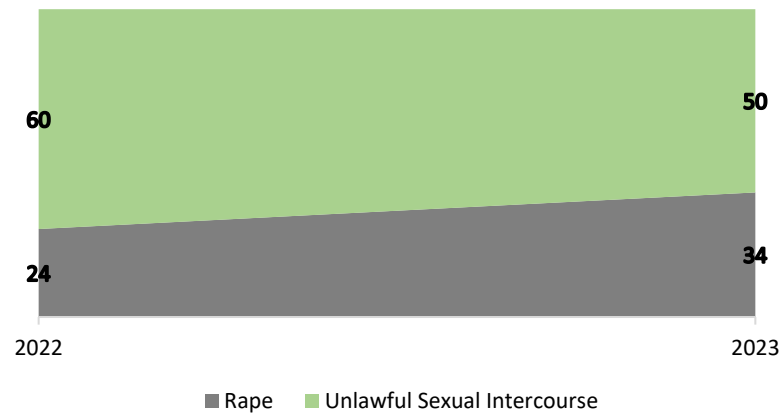


Males accounted for majority of the victims (a total of 88 fatalities). The age group with the highest count of male victims was 20 to 24 years of age. Meanwhile, all female victims were below the age of 29 years.

## Sexual Violence

Both rape and unlawful sexual intercourse increased in reports during 2023 (to a total of 34 and 50, respectively).

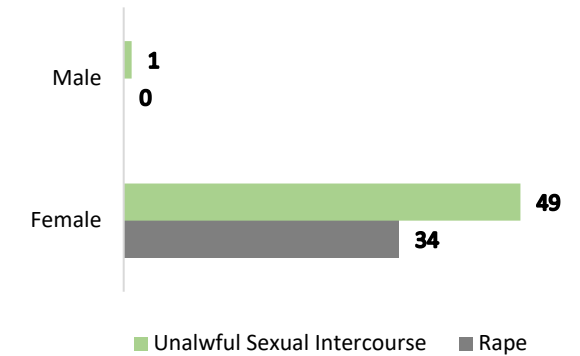
Rape increased by 41.7% (10 more cases), and unlawful sexual intercourse decreased by 16.7% (10 fewer cases) in 2023.



Proportion of victims of Sexual Violence by sex, 2023

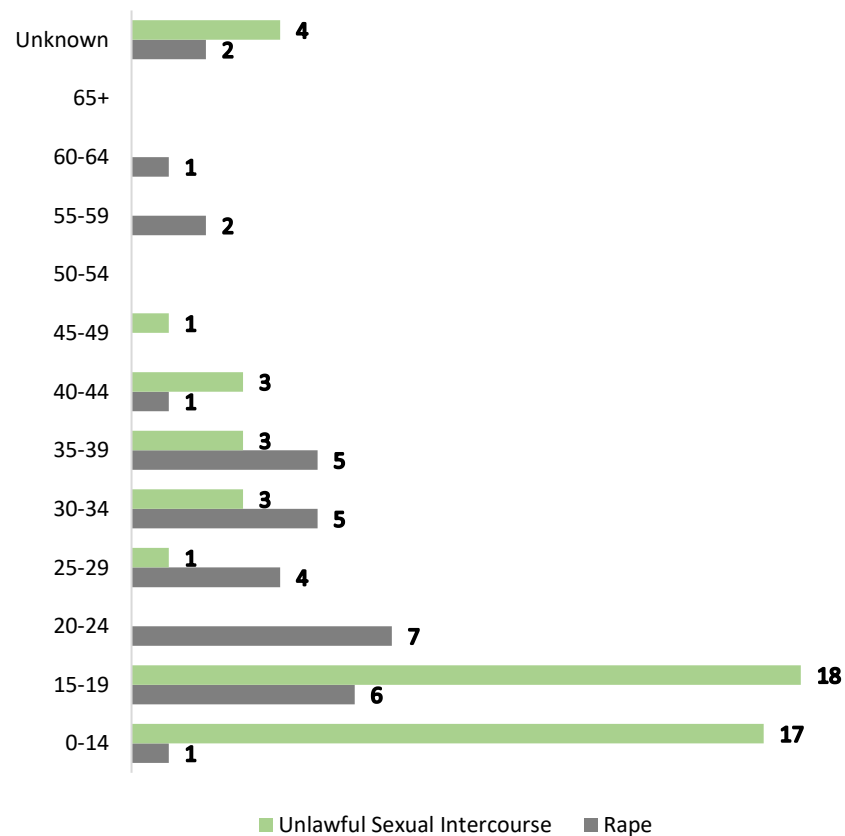
Female  
83

Male  
1



Most of the victims of sexual violence were females, accounting for 98.8%. This accounted for a total of 34 female victims of rape and 49 female victims of unlawful sexual intercourse.

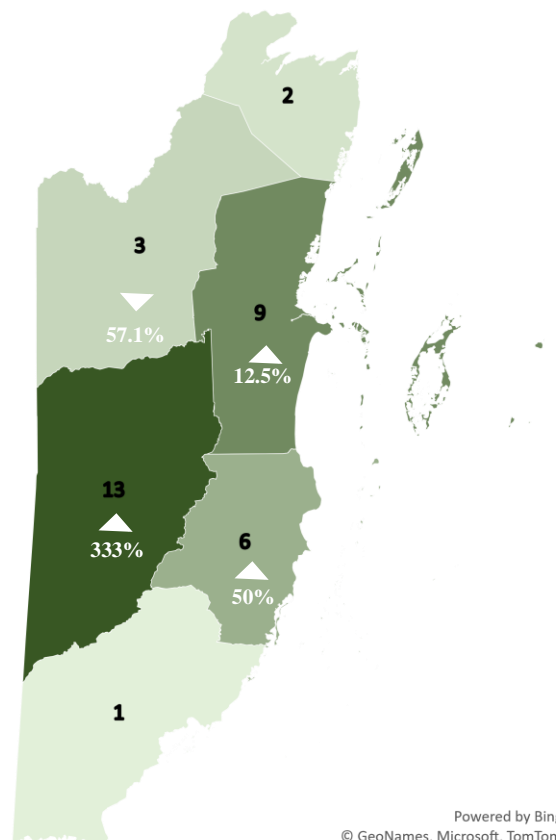
Sexual Violence by age, 2023



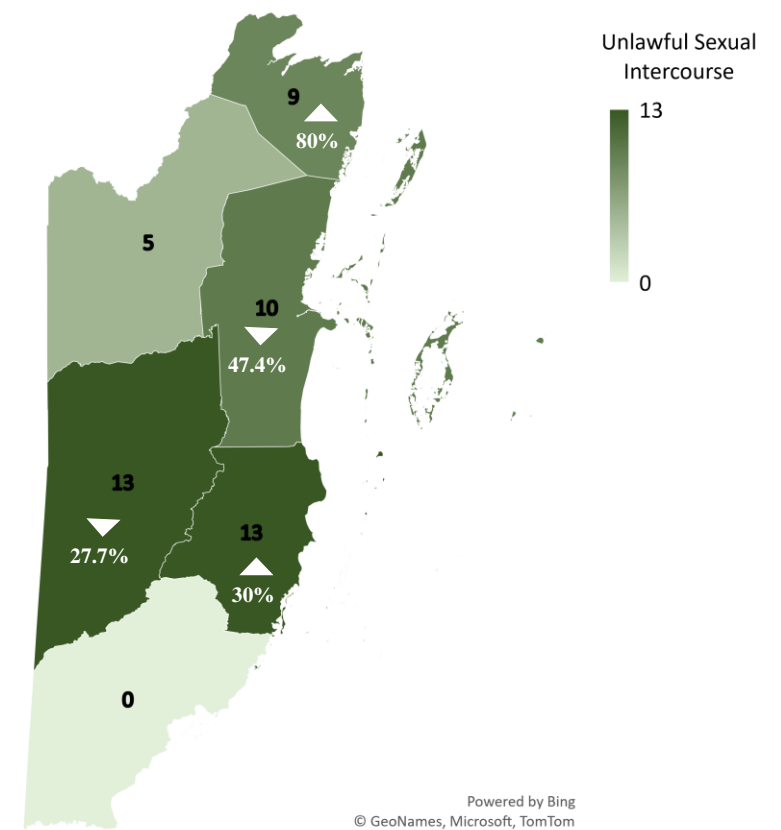
The highest number of cases of sexual violence were recorded for individuals less than 20 years of age (this accounts for 42 sexual violence cases).

Unlawful sexual intercourse (35 cases) accounted for majority of the sexual violence cases for individuals less than 20 years old.

Rape incidents by district, 2023



Unlawful Sexual Intercourse incidents by district, 2023



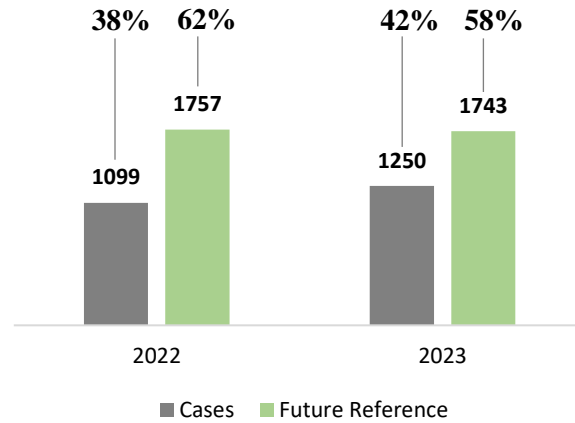
No unlawful sexual intercourse cases were recorded in the Toledo District during 2023. The Cayo District recorded the highest number of rape and unlawful sexual intercourse cases in 2023. This was a total of 13 each, with the Stann Creek District also recording 13 unlawful sexual intercourse cases.

However, the highest increase in rape cases was recorded in the Cayo District (10 more cases), while the highest decrease in unlawful sexual intercourse was in the Belize District (9 fewer cases).

## Domestic Violence

During 2023, there were 2,993 domestic violence reports recorded.

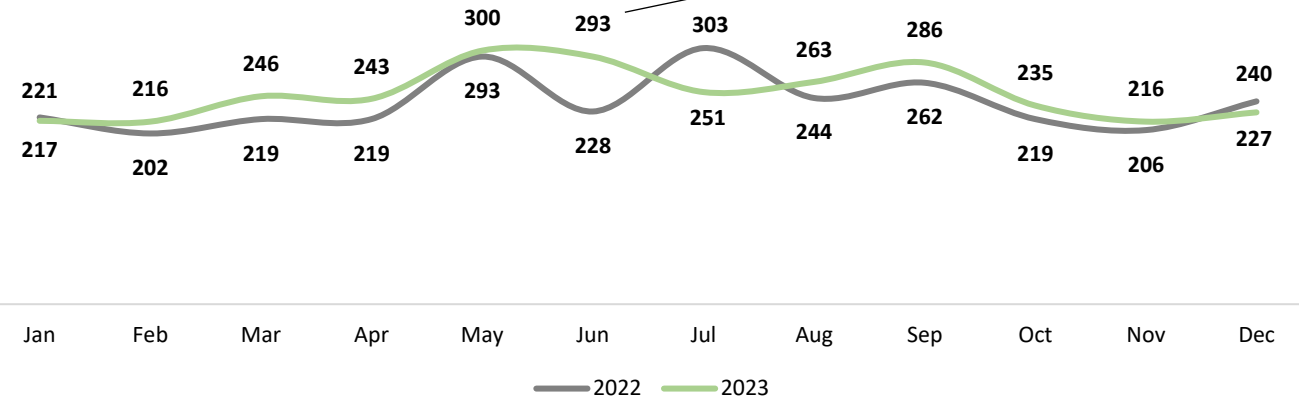
This was an increase of 4.8% relative to 2022 (increased by 137 reports).



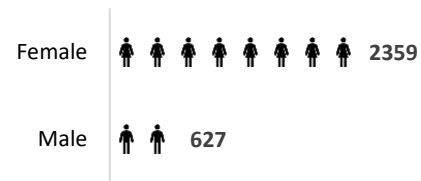
## Domestic Violence reports by month

88.9% increase in reports of harm

During June, there were a higher number of reports of harm.



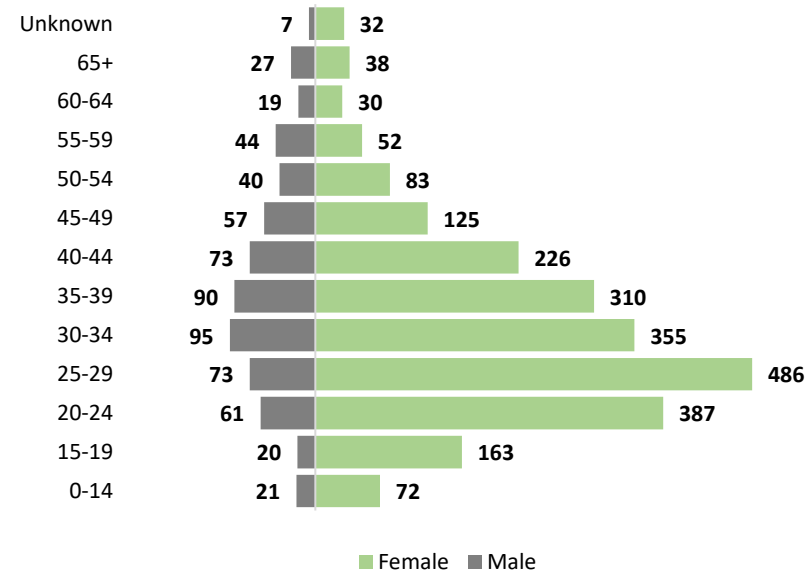
## Proportion of reports of Domestic Violence by sex



8 in 10 domestic violence reports were filed by females.

January, July, and December recorded a decrease in domestic violence reports (decrease by 1.8%, 17.2%, and 5.4%, respectively). June 2023 recorded the greatest increase in reports at 28.5% (65 more cases).

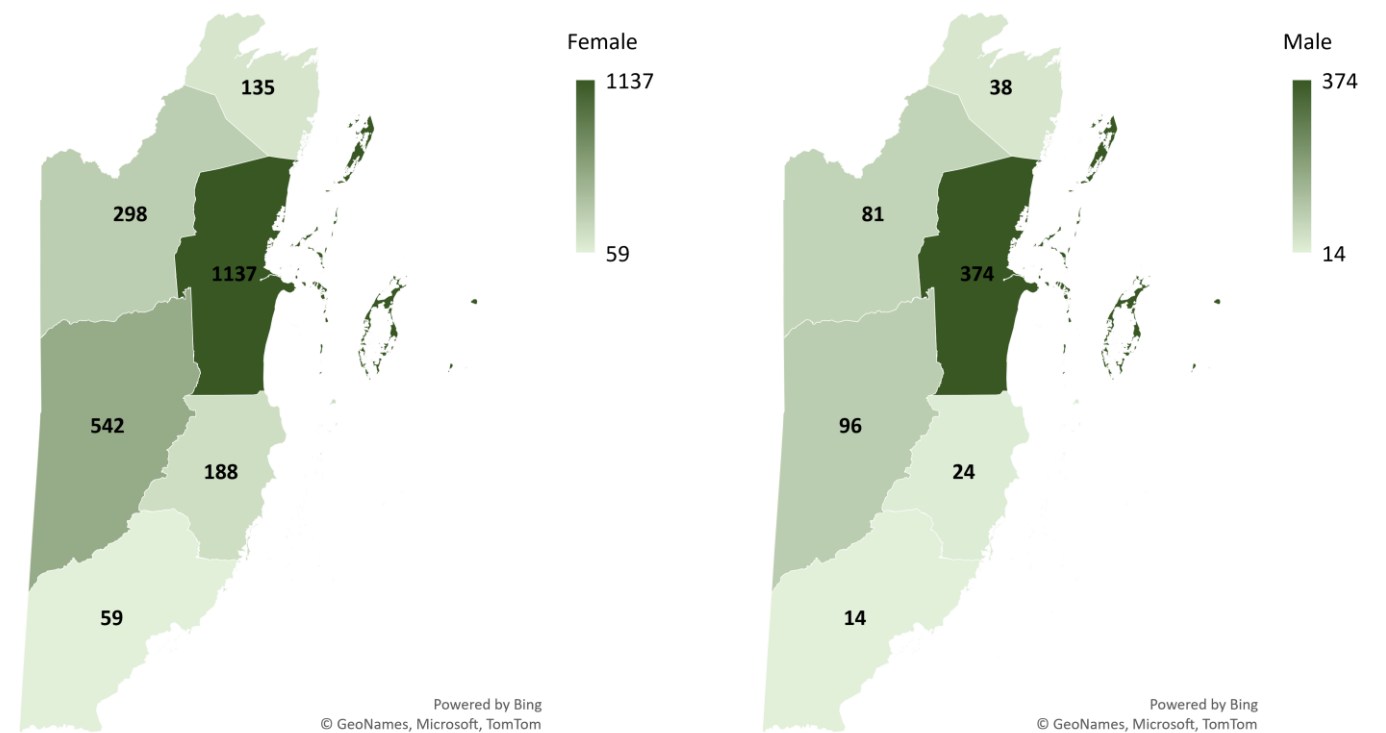
## Domestic Violence reports by age and sex, 2023



Most reports were filed by females aged 20 to 44 years.

The largest percentage (20.6%) of female domestic violence complainants were between the ages of 25 and 29 years.

## Domestic Violence reports by district and sex, 2023

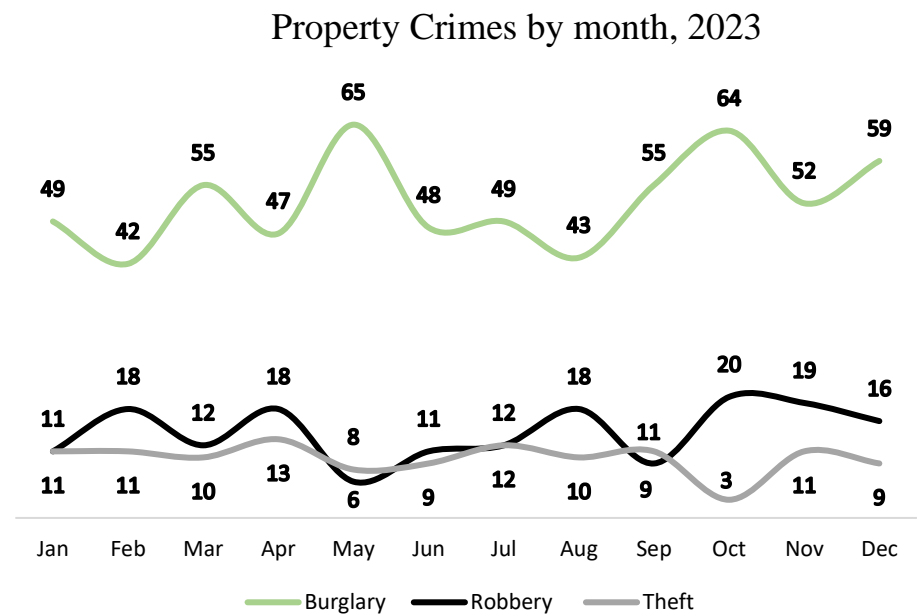
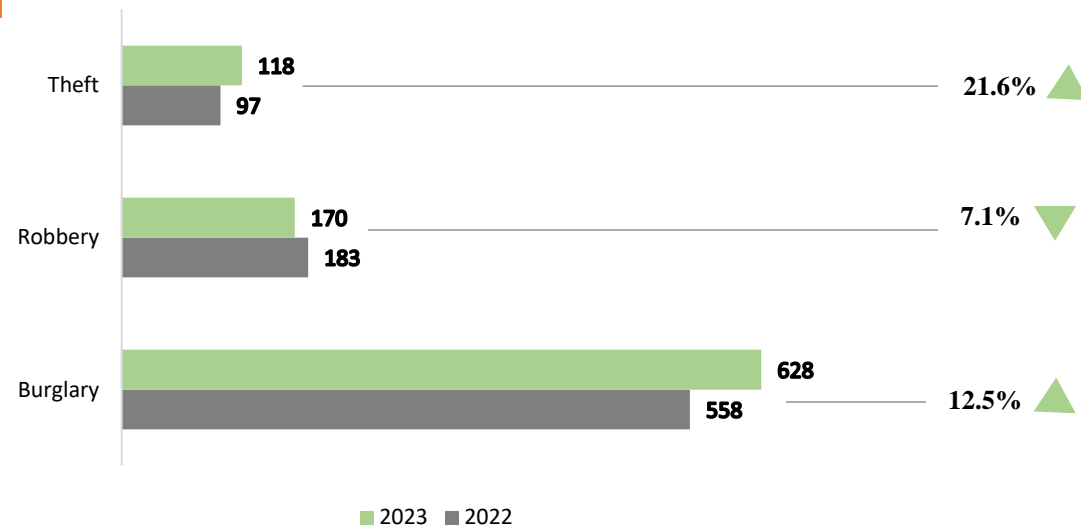
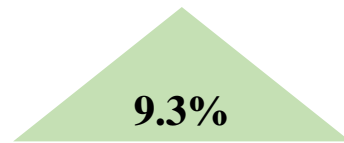


The Belize District accounted for 1,137 domestic violence reports filed by females and 374 reports filed by males.

Considering the high population density in the Belize District for both females and males, it accounted for 50.5% of the domestic violence reports.


## Property Crimes

During 2023, 916 property crimes were recorded in the major crimes category. This represents an overall increase of 9.3% from the 838 incidents recorded during the same period in 2022.



During 2023, burglary was the most prevalent property crime recorded throughout the year. In 2023, there was a total of 255 burglaries recorded in the Belize District. This accounted for 40.6% of burglary records. The months with the highest burglary records were May and October, with 65 and 64, respectively.

### Property Crimes by victim sex, 2023



Burglary is the most prevalent property crime across all districts.

The Belize District accounted for 383 property crimes. This included 255 cases of burglary, 65 of robbery, and 63 of theft.

The Belize District is known to have a larger population density compared to the other districts. In 2023, it accounted for 41.8% of the property crimes recorded.

### Property Crimes by district, 2023

